

R-CAM 1000 XLT DOWNHOLE CAMERA SYSTEM

With Adjustable Lighting & Hard Drive Storage

DESCRIPTION

The Laval *R-Cam 1000 XLT* downhole camera is a completely portable, self-contained video inspection dual view camera system that can inspect boreholes up to 300m (1000 ft.) deep and 30.5cm (1.64 ft.) in diameter. **The *R-Cam 1000 XLT* camera has the ability to increase and decrease the cameras lighting on demand.**

The *R-Cam 1000 XLT* system combines all the features of a full, professional system with breakthrough affordability. Developed as a cost-effective portable system, it delivers real-time inspection footage on-site. Using the *R-Cam 1000 XLT* allows operators to offer an enhanced and quality service by giving clients the opportunity to view well conditions and approve completed works, a must for drillers & rehabilitation engineers.

This lightweight, professional grade camera comes with its own trolley. Features include down and side viewing capability, an on-screen depth counter, 9" Monitor, 16GB of internal/external storage, 12v power supply and a portable battery.





TECHNICAL CHARACTERISTICS

- Diameter: 2 inches (5.1 cm) O.D, Overall Camera Length: 20 inches (50.8 cm)
- Housing: Stainless steel
- Cable: 1,000 feet (304.8 m) Kevlar-reinforced, small diameter coaxial cable. Single conductor electronic technology.
- Lens: BK-7 glass
- Power Supply: Portable 12VDC battery pack and charger. Rechargeable by local current (please specify at time of order).
- Total Camera Weight: 18 lbs (8.2 kg)
- Pressure Rating: Pressure tested and waterproof to 500 p.s.i.
- Scanning System: Camera Modules greater than or equal to 540 TVL for NTSC & PAL
- Operating Temperature: 32° to 122° F (0° to 50° C)
- Recorder: Flash based hard drive with 16GB of internal storage and 16GB of external USB storage. Survey footage is exported natively in a [single .mp4 format file](#)
- LED Lighting: High intensity, long life, shock proof LED lighting, side view and forward view with 5 adjustable brightness settings.
- Depth Counter: On-screen depth display with calibration measured in feet and tenths, or meters.
- Monitor: 9" LCD colour DVR monitor with playback feature & image capture, also includes Mini Bluetooth Keyboard remote (qwerty)
- Winch, Reel, Motor, and Cart: 12VDC electric powered, variable speed reel for raising and lowering the camera in a well. All parts are mounted on a small, two-wheeled cart with an extendable 36-inch boom.



Down and side view high quality videos for optimal viewing



Improve your performance and quality
Real-time inspection footage on-site
'R-CAM Underwater Vision'

geoquip water solutions limited

Unit 7, Sovereign Centre
Farthing Road Industrial Estate
Ipswich, IP1 5AP, ENGLAND

TEL: + 44 (0) 1473 462046

www.geoquipwatersolutions.com

R-CAM 1000 XLT DOWNHOLE CAMERA SYSTEM

With Adjustable Lighting & Hard Drive Storage

NEW R-CAM 1000 XLT FEATURES

- State-of the art solid state DVR that records survey footage to 16GB of internal storage and/or expandable USB flash drive
- Mini Bluetooth Keyboard remote (qwerty)
- Survey footage is exported natively in a single .mp4 or .ts format file
- DVR recording and playback feature, image capture
- Add text details at the start of your survey
- Built in microphone recorder, so you can add voiceover at touch of a button
- Five stages of adjustable lighting



KEY FEATURES OF R-CAM 1000 XLT

Portable Camera Control Unit

Compact package with hard case and locking mechanism for the monitor and all control functions.

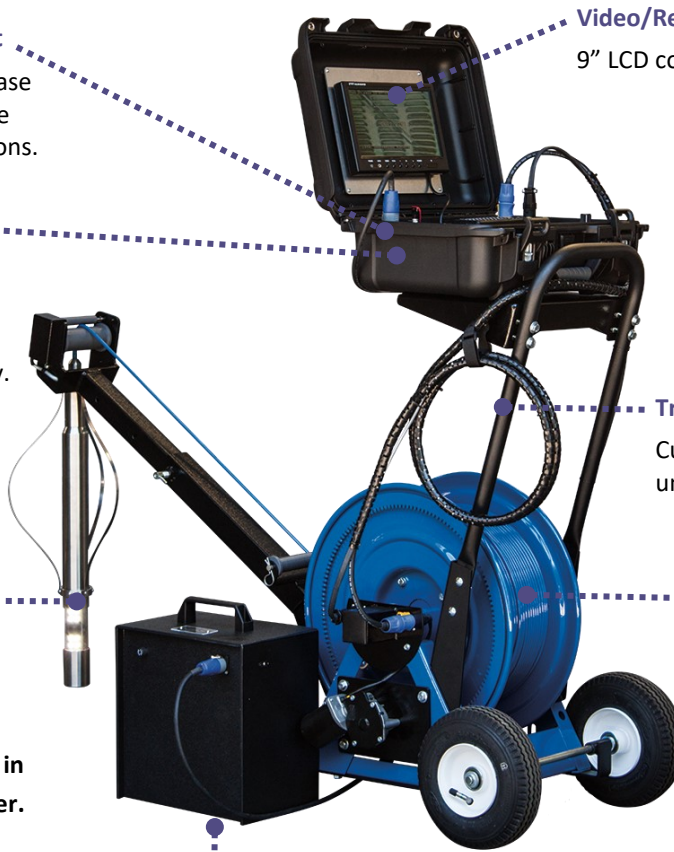
Record and Commentate

Internal solid state DVR with 16GB of storage. Expandable USB flash drive
For greater recording capacity.
Built-in microphone for voice over commentary

High Intensity Lighting/Dual Camera System

50 super bright, water-clear LEDs with five stages of adjustable lighting which allows high resolution videos in wells up to 30.5cm in diameter.

Dual wide angle cameras, one down view, one side view, with remote switching and continuous 360° rotation.



Video/Recording Monitor

9" LCD colour monitor

Transport Cart

Custom two wheeled unit for ultimate mobility

Powered Reel


Adjustable speed powered

winch with 300 m (1,000 ft.) of Kevlar reinforced coaxial cable

Portable Power Supply

12v Battery with charger and digital volt meter

Available accessories: Flight Cases, One touch recorder, Lens shield & deflector & cable head repair kits



View the R-CAM 1000 in action, visit our YouTube Channel;

www.youtube.com/user/geoquipwater

geoquip water solutions limited

Unit 7, Sovereign Centre
Farthing Road Industrial Estate
Ipswich, IP1 5AP, ENGLAND

TEL: + 44 (0) 1473 462046

www.geoquipwatersolutions.com